1 LIGHTING WIRING OF NEW MILL — 1/300 — Phase II / 1st Floor

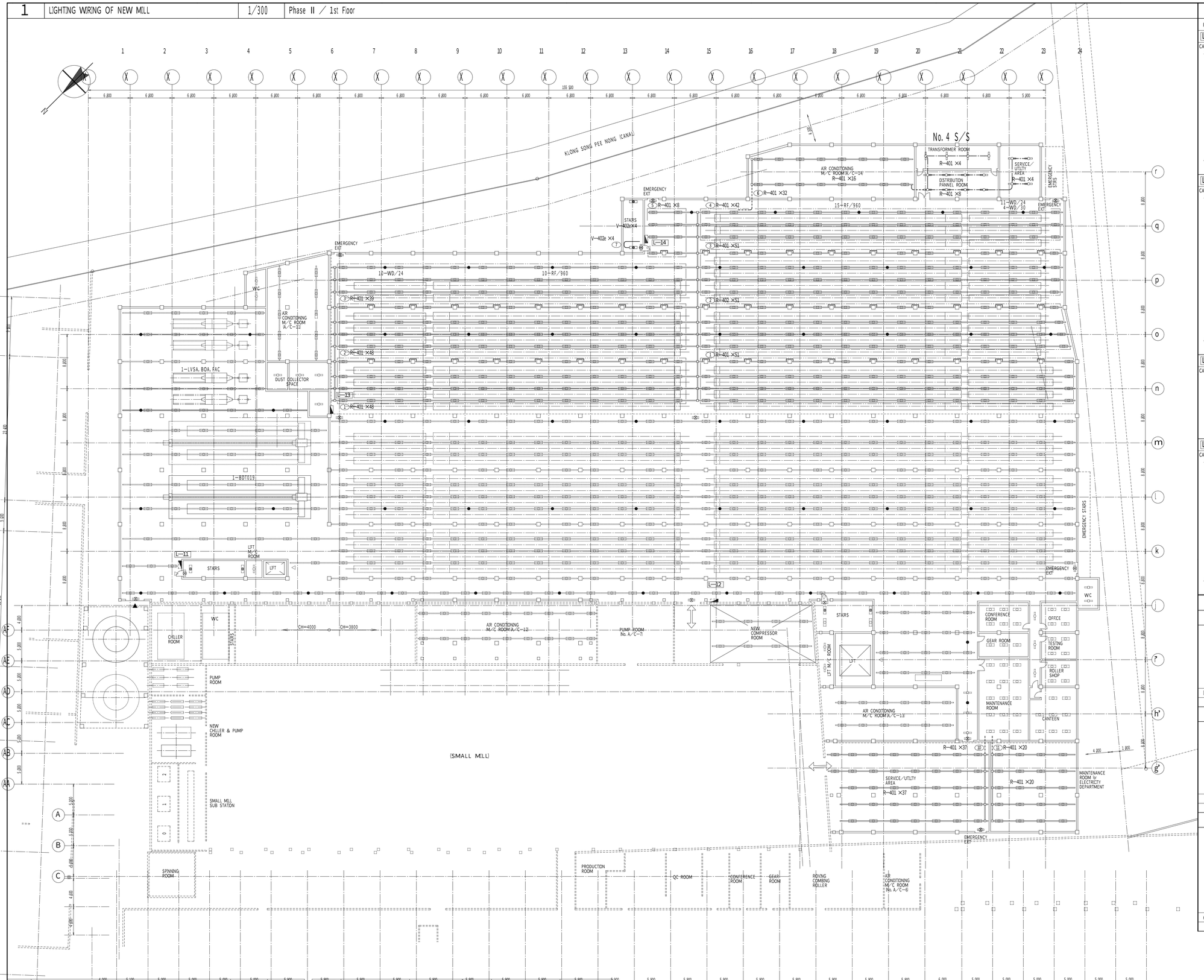

2 CONNECTION DIAGRAM (PHASE—II) —————

PANNEL No.	No.	CIRCUIT BREAKER	KW OUT—PUT	A IN—PUT	NAME of MACHINE	WIRING SIZE	REMARKS
L—13 X6, m—1st Floor							
CABLE No. 41P—108		600V NYY 4C— 2					
	1	ELCB—2P 50/ 20	1 ¢ 2W 230V 2880 VA		Lighting fitings R—401 ×48	NYY 2 .—SC	
	2	ELCB—2P 50/ 20	1 ¢ 2W 230V 2880 VA		Lighting fitings R—401 ×48	NYY 2 .—SC	
	3	ELCB—2P 50/ 20	1 ¢ 2W 230V 2340 VA		Lighting fitings R—401 ×39	NYY 2 —SC	
		ELCB—2P 50/ 20	1 ¢ 2W 230V ——— VA		Lighting fitings Spare		
		ELCB—2P 50/ 20	1 ¢ 2W 230V ——— VA		Lighting fitings Spare		
		ELCB—2P 50/ 20	1 ¢ 2W 230V ——— VA		Lighting fitings Spare		
E NYY 1 —1C	Total		3 ¢ 4W 400V 8 1 KVA				
L—14 X13, p—1st Floor							
CABLE No. 41P—108		600V NYY 4C— 2					
	1	ELCB—2P 50/ 20	1 ¢ 2W 230V 3060 VA		Lighting fitings R—401 ×51	NYY 2 .—SC	
	2	ELCB—2P 50/ 20	1 ¢ 2W 230V 3060 VA		Lighting fitings R—401 ×51	NYY 2 .—SC	
	3	ELCB—2P 50/ 20	1 ¢ 2W 230V 3060 VA		Lighting fitings R—401 ×51	NYY 2 .—SC	
	4	ELCB—2P 50/ 20	1 ¢ 2W 230V 2520 VA		Lighting fitings R—401 ×42	NYY 2 .—SC	
	5	ELCB—2P 50/ 20	1 ¢ 2W 230V 480 VA		Lighting fitings R—401 × 8	NYY 2 .—SC	
	6	ELCB—2P 50/ 20	1 ¢ 2W 230V 1920 VA		Lighting fitings R—401 ×32	NYY 2 .—SC	
	7	ELCB—2P 50/ 20	1 ¢ 2W 230V 480 VA		Lighting fitings V—402e ×4	NYY 2 .—SC	
		ELCB—2P 50/ 20	1 ¢ 2W 230V ——— VA		Lighting fitings Spare	NYY 2 .—SC	
		ELCB—2P 50/ 20	1 ¢ 2W 230V ——— VA		Lighting fitings Spare		
E NYY 1 —1C	Total		3 ¢ 4W 400V 19 5 KVA				
L—11 X2, l—1st Floor							
CABLE No. 32P—109		600V NYY 4C— 2					
		ELCB—2P 50/ 20			TRANSFORMER 1 ¢ 2W 400V/100V 1 KVA		
	91	MCCB—2P 50/ 20	1 ¢ 2W 100V ——— VA		Emergency lighting fitings e—301 ×39 +21	NYY 2 .—SC	
	92	MCCB—2P 50/ 20	1 ¢ 2W 100V 520 VA		Guding lighting fitings X—201 ×8 +5	NYY 2 .—SC	
L—12 X15, j—1st Floor							
CABLE No. 32P—109		600V NYY 4C— 2					
	1	ELCB—2P 50/ 20	1 ¢ 2W 230V 1080 VA		Lighting fitings PHASE—I	NYY 2 .—SC	
	↓	↓	↓		↓	↓	
	9	ELCB—2P 50/ 20	1 ¢ 2W 230V 540 VA		Lighting fitings PHASE—I	NYY 2 .—SC	
	10	ELCB—2P 50/ 20	1 ¢ 2W 230V 2220 VA		Lighting fitings R—401 ×37		
	11	ELCB—2P 50/ 20	1 ¢ 2W 230V 1200 VA		Lighting fitings R—401 ×20		
		ELCB—2P 50/ 20	1 ¢ 2W 230V ——— VA		Lighting fitings Spare		
E NYY 1 —1C	Total		3 ¢ 4W 400V 23 0 KVA				

3 LUMINAIRE DRAWING —————

R — Refector type, Surface mounted lumnaire

R—401	FL 40W—1 (1 ¢ 2W—230V)

V — Refector type, Surface mounted lumnaire

V—401	FL 40W—1 (1 ¢ 2W—230V)
V—402	FL 40W—2 (1 ¢ 2W—230V)

V — Refector type, Surface mounted lumnaire

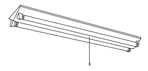

Lumnaire for emergency lighting with nickel—cadmium cel

V—402e	FL 40W—2 (1 ¢ 2W—230V)

e — Refector type, Surface mounted lumnaire

Lumnaire for emergency lighting with nickel—cadmium cel

e—301	IL 30W—1 (1 ¢ 2W—100V) Incandescent lamp

X — Illuminated panel type, Surface mounted lumnaire

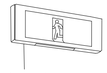

Lumnaire for information lighting with nickel—cadmium cel

X—201	FL 20W—1 (1 ¢ 2W—100V)

MARK	DESCRIPTION	DATE	CHECKED
	REVISIONS		

DISTRIBUTION BOARD FOR LIGHTING FITINGS	PHASE II WORKS	
	PHASE I WORKS	
PRODUCTION MACHINE	PHASE II WORKS	
	PHASE I WORKS	
	NEXT WORKS	
GENERALLY LIGHTING FITINGS	PHASE II WORKS	
	PHASE I WORKS	
EMERGENCY LIGHTING FITINGS	PHASE II WORKS	
	PHASE I WORKS	
GUIDING LIGHTING FITINGS	PHASE II WORKS	
	PHASE I WORKS	

TITLE

THAI ALLIANCE TEXTILE CO., LTD.

Lighting Wiring of New Mill (Phase—II / 1st Floor)

DRAWN	K. Sakai	DATE 25/DEC./1995	SCALE 1/300
CHECKED	U. Aoyama	DWG No.	TX—E—015
APPROVED			

TOYOBO — TOYOBO ENGINEERING CO LTD